

IMPORTANT SAFETY INFORMATION - LEAVE THIS INFORMATION FOR OCCUPANT

Window Opening Control Device for MI PRO5500 Single Hung Windows

This window has a factory-installed window opening control device (WOCD) designed to restrict the window opening to prevent accidental falls by children. Carefully review this safety information as it is important to understand the operation and maintenance of this device.

When a WOCD is properly installed and engaged, no space shall exist at the lowest opening portion of the window that would permit the passage of a rigid sphere measuring 4.0 inches in diameter. Failure to follow these instructions may result in the WOCD being ineffective in controlling the window opening and result in accidental falls.

WARNING

Possible Fall Hazard

- This WOCD is designed to protect against accidental window falls by children 5 years and younger.
- This WOCD is not a substitute for attentive supervision of all young children.
- Keep WOCD properly engaged unless needed for use in an emergency.

WARNING

No Rescue Above 75 Feet (6th Floor)

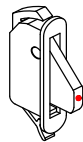
- Fire rescue ladder may not reach beyond 75 feet (6th floor).
- Do not rely on being rescued from windows above 75 feet (6th floor). Follow building fire escape plan.

WARNING

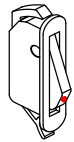
Blocks Escape in Fire and Emergency Unless Released

- To properly operate the release mechanism and fully open window, press the **ORANGE DOT** on both WOCD.
- Both devices must be disengaged to open window past 4.0 inches. Unlock window and raise the sash normally.
- Never apply padlocks or devices that require a key or tool to unlock to release the mechanism or WOCD.

PRO5500 Single Hung Window

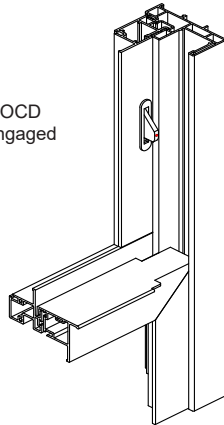


WOCD Engaged

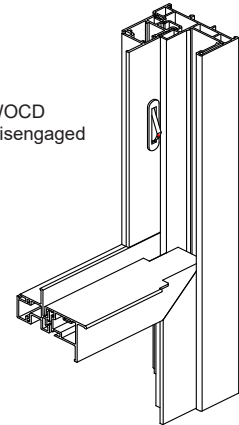


WOCD Disengaged

WOCD Engaged



WOCD Disengaged



Household members age 6 and older should know how to disengage the WOCD and open the sash in case of emergency:

1. Press the **ORANGE DOT** on both WOCD (left & right) to retract the tongue and disengage the WOCD.
2. Unlock the window and raise the sash past the WOCD. Sash will be able to open fully.
3. WOCD automatically reengages when sash is closed. Raise sash to confirm reset.

If WOCD does not automatically reengage, close sash, lock window and contact MI Customer Care or your distributor.

Check operation of WOCD monthly to ensure they are working properly and are securely attached to the window frame.

A WOCD is not a security device against intruders and is not a substitute for careful supervision of children.

This WOCD has been tested to meet the requirements of ASTM F2090-10.

For questions go to www.miwd.com/WOCD, call (717)365-2500 or email customer care@miwd.com