

IMPORTANT SAFETY INFORMATION - LEAVE THIS INFORMATION FOR OCCUPANT
Window Opening Control Device for MI 3500 / 3540 Series Single-Hung Windows

This window has an aftermarket window opening control device (WOCD) designed to restrict the window opening to prevent accidental falls by children. Carefully review this safety information as it is important to understand the operation and maintenance of this device.

When a WOCD is properly installed and engaged, no space shall exist at the lowest opening portion of the window that would permit the passage of a rigid sphere measuring 4.0 inches in diameter. Failure to follow these instructions may result in the WOCD being ineffective in controlling the window opening and result in accidental falls.



WARNING
Possible Fall Hazard

This WOCD is designed to protect against accidental window falls by children 5 years and younger.

This WOCD is not a substitute for attentive supervision of all young children.

Keep WOCD properly engaged unless needed for use in an emergency.



WARNING
No Rescue Above 75 Feet (6th Floor)

Fire rescue ladder may not reach beyond 75 feet (6th floor).

Do not rely on being rescued from windows above 75 feet (6th floor). Follow building fire escape plan.

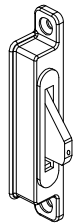


WARNING
Blocks Escape in Fire and Emergency Unless Released

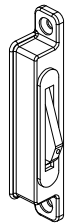
To properly operate the release mechanism and fully open the window, press the **orange dot** on both WOCD.

Both devices must be disengaged to open the window past 4.0 inches. Unlock the window and raise the sash normally.

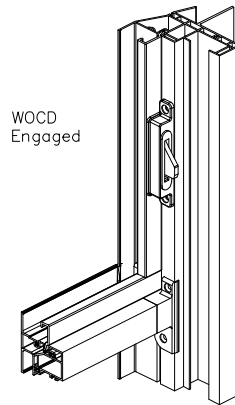
Never apply padlocks or devices that require a key or tool to unlock to release the mechanism or WOCD.



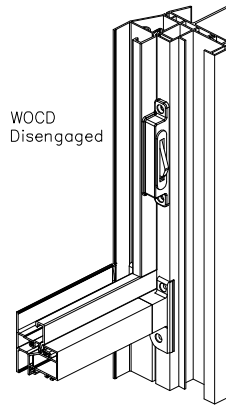
WOCD Engaged



WOCD Disengaged



WOCD Engaged



WOCD Disengaged

Household members age 6 and older should know how to disengage the WOCD and open the sash in case of emergency:

1. Press the orange dot on both WOCD (left & right) to retract the tongue and disengage the WOCD.

2. Unlock the window and raise the sash past the WOCD. Sash will be able to fully open.

3. WOCD automatically reengages when sash is closed. Raise sash to confirm reset.

If WOCD does not automatically reengage, close sash, lock window and contact MI Customer Care or your distributor.

Check operation of WOCD monthly to ensure they are working properly and are securely attached to the window frame.

A WOCD is not a security device against intruders and is not a substitute for careful supervision of children.

This WOCD has been tested to meet the requirements of ASTM F2090-10.

For questions go to www.miwindows.com/hardware, call (717) 365-2500 or email customer care@miwd.com.